















Modèles	BERLINE - FAMILIALE									
	TISSU					CUIR				
1965 1966										
	Bleu aviso 2123	Chamois 2125	Rouge pourpre 2121	Beige rosé 2114	Bleu lavande 2116	Noir 2000	Vert foncé 2136	Anglais Beige 2076	Français Antique Beige 2076	Allemand Roser Beige 2076
1966 1967										
	Bleu aviso 2123	Chamois 2125	Rouge pourpre 2121	Beige 2153						

Années 1960 à 1965, voir page <sup>(D)</sup>  
 Années 1967 à 1968, voir page <sup>(L)</sup>



























Modèles	BERLINE - FAMILIALE								
	TISSUS						CUIR		
1960 1962									
1962 1963									
1963 1964									
1964 1965									

*Années 1965 à 1967, voir page (F)*

CABRIOLET				COUPE			
TAPIS MOQUETTE				TAPIS MOQUETTE			PAVILLON
							
Rouge 2044	Bleu 2036		Beige 2035	Bleu foncé 2064	Beige 2035	Gris 3065	
							
Rouge 2044	Bleu 2134	Rouge 2135	Beige 2035	Bleu foncé 2064	Bleu 2134	Beige 2035	Gris 3065




































BERLINE - FAMILIALE - COMMERCIALE

SIMILI


















									
Bleu Pervenche 3128	Chamois Clair 3127	Rouge Pourpre 3122	Ivoire 3008	Bleu 546	Basane 3087	Rouge 3103	Chamois 3126	Noir 3000	Bleu 3066
									
Grège 3131	Vert Foncé 3136	Bleu Aviso 3124	Beige 3076	Rouge 3019	Gris 3038	Bleu Nocturne 3133	Beige 3115	Bleu 3117	
									
Rouge 3103	Bleu Pervenche 3128	Beige 3153	Bleu Nocturne 3133	Izard 3147	Bleu Aviso 3124	Noir 3000			

BERLINE - FAMILIALE - COMMERCIALE

SIMILIS et PLASTIQUES

*Années 1965 à 1967, voir page ⑥*

Modèles	CABRIOLET				COUPE				
	CUIR				TISSU			SIMILI	
1960 1965									
1965 1966	Rouge 2043	Noir	Naturel 2034	Marron 2040	Bleu ciel 2059	Bleu foncé 2060	Beige 2063	Gris 2061	Noir
1966 1967									
	Rouge 2043	Noir	Marron 2040	Bleu ciel 2059	Bleu foncé 2060	Beige 2063	Gris 2061	Noir	

Modèles	BERLINE - FAMILIALE - COMMERCIALE						
	PAVILLON		ACCESSOIRES MATIÈRE PLASTIQUE			TAPIS AVANT	TAPIS ARRIÈRE
1960 1962						Caoutchouc 	Moquette 
1962 1963						Noir 	Gris anthracite 0.553 
1963 1965						Noir 	Gris anthracite 0.553 

Années 1965 à 1967, voir page (K)

Modèles	BERLINE - FAMILIALE - COMMERCIALE							
	PAVILLON				ACCESSOIRES MATIERE PLASTIQUE		TAPIS AVANT Caoutchouc	TAPIS ARRIERE Moquette
1965 1966								
	Gris beige 3080		Bleu 3117	Beige 3115	Noir	Gris beige 3080	Noir	Gris anthracite 0553
1966 1967								
	Gris beige 3080				Noir	Gris beige 3080	Noir	Gris anthracite 0553

1967 / 1968

BERLINE - FAMILIALE COMMERCIALE CAMIONNETTE	TISSU			TAPIS			PAVILLON		ACCESSOIRES PLASTIQUE		
	 Turquoise 2172	 Pain doré 2170	 Rouge pourpre 2121	 Caoutchouc Noir	 Bleu Miami 2166	 Fauve 2154	 Gris 2174	 Blanc 3173	 Blanc 3173	 Noir	 Blanc 3173
CABRIOLET	CUIR			SIMILI							
	 Beige 2153	 Noir 2000	 Rouge 3103	 Pain doré 3170	 Turquoise 3172	 Beige 3153	 Noir 3000	 Gris 3171			
COUPE	CUIR				TAPIS						
	 Rouge 2043	 Noir 2000	 Marron 2040	 Rouge 2044	 Bleu 2134	 Rouge 2135	 Beige 2035				
COUPE	TISSU				SIMILI		TAPIS		PAVILLON		
	 Bleu ciel 2059	 Bleu foncé 2060	 Beige 2063	 Gris 2061	 Noir 3000	 Bleu foncé 2064	 Bleu 2134	 Beige 2035	 Gris 3065		